



Dress smart



The MCL Collar Style Guide

MCL
PREMIUM INTERLININGS



The collar to frame your face

A frame is to a picture what a shirt collar is to your face. It enhances your best features and downplays those which are not so perfect. That is why it is so important to choose the right collar for your shirt. The right collar is not only comfortable but makes you look better and feel smarter.

And behind the right collar is a carefully chosen interlining.



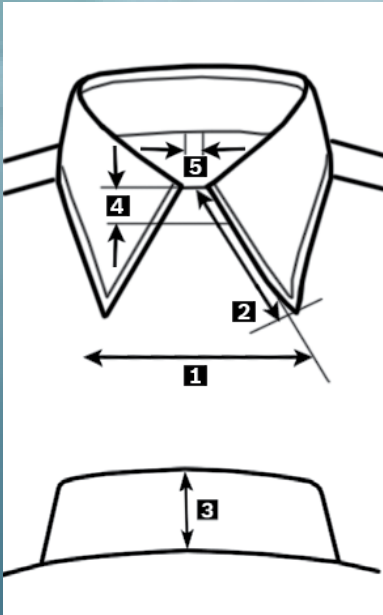
What do interlinings do?

An interlining is a specially treated fabric that is placed between two layers of cloth in a garment to

- * Reinforce a part of the garment
- * Emphasise a design element
- * Improve the life of a garment part

Interlinings are available in a range of finishes and stiffness for different uses like collars, cuffs and plackets of shirts. They are also used for the waistband, pocket hems, flaps and zipper fly of trousers.

Collar construction



- 1 - Spread
- 2 - Point Length
- 3 - Back Height
- 4 - Front Band Height
- 5 - Tie Space

Collar points are either sharp or rounded

Other Collar Accessories


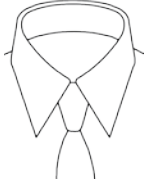
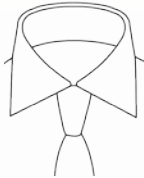


Bone – Collar bones can be of various shapes and sizes which are fitted on the under-side of the collar to prevent the collar from curling up.



Neckbands support the collar and connect it to the body of the shirt.






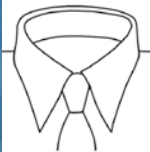








Typical collars

	Type	Point Length	Back Height
	Narrow Spread	2-3/4"	1-3/4"
	Medium Spread	3"	1-3/4"
	Wide Spread	2-1/2"	1-3/4"
	Extra Wide	2-1/2"	1-3/4"
	Button-down Medium Spread	3"	1-3/4"

Choosing the right collar

Men's shirt collars come in different sizes, shapes and styles. However, one thing holds true for all of them: They frame the face, bringing out your best features.

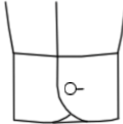
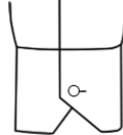
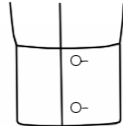


Choosing the right collar is determined by the shape of your face, the cut of your jaw and the structure of your neck.

Shape of Face		Recommended Collar Type	
Round neck or wide face		Longer point length makes the face look longer instead of wider.	
Oval face		Regular, short length collar with a medium spread.	
Square face		Regular, slightly longer length collar with a medium spread.	
Long, slender face		Cut away or spread collars to give width to the face.	
Narrow face with long neck		High collar of medium spread.	
Angular face		Cut away collar with medium spread.	

Cuffs

Like collars, cuffs also provide shape and structure to the shirt. It is preferable to use the same, high quality interlining for both the collar and cuffs to ensure a consistent finish for the garment.

There are several cuff types which can be chosen based on the design of the shirt and the customer's preference.

Type	Width	Corner	
	One Button Cuff	2-1/2"	Rounded
	Angle Cut One Button Cuff	3"	Angled
	Two Button Cuff	3"	Square
	Link Cuff	2-1/2"	Square
	French Cuff	2-1/2"	Square

Interlinings are also used in shirt plackets, trouser waistbands and pocket hems to give shape to the garment.

International quality from Coats

MCL Interlinings are brought to you by Madura Coats, part of the Coats Group based in the UK and the world's largest sewing thread company. These interlinings are produced on an European machine from high quality 100% cotton fabric coated with superior imported coating powder and specially treated to ensure low shrinkage properties.



The Coats Interlining advantage

Feature	Benefit
Strong, defect free bonding	Proper garment shape and no post-wash defects like bubbling.
Good crease recovery	Will ensure that no wrinkles or creases are formed especially after washing the garment.
Low shrinkage	Retention of garment shape for its lifetime.
Correct stiffness	Stiff, medium or soft finishes will be applied consistently.
Correct length and width, with metre folding and stamping	Guaranteed dimensions and genuine product.

A vast range to meet every need

Application (Indicative)	MCL Interlining to be used (Weight in gsm in brackets)
Traditional, very stiff finish collars	1216 (305)
Classic, stiff finish collars	1616 (250)
Modern, medium finish collars	0011 (210), 1919 ³ (235), 2121 (210)
Modern, soft finish collars	0001 (205), 3030 (165), 3001 (140), 3002 ³ (150), 2626 (160), 1111 (170)
Cuffs ¹	1616, 1919, 7777 (205), 3001, 3002
Plackets ²	2626 (160), 1000 (130), 2000 (135)

1. Cuff Interlinings can be chosen from any of the suggested options based on the desired garment finish.
 2. Plackets are available as both fabric and pre-cut rolls.
 3. Available in ready to use cut collars also.
 4. 1616, 1919, 3001, 3002, 7777 and 1111 are available in 112cm width.
- a) The above table lists LDPE interlinings for conventional fusing. If you have a fusing machine, we recommend our range of HDPE interlinings like 2627 (160gsm)



Coats India is a division of Madura Coats Pvt. Limited, a member of Coats plc.
Ph.: 080-4190 0400 / 500. E-mail: coatsindia@coats.com Website: www.coatsindia.com

- Ahmedabad 079-2658 7526 • Bangalore 080-2227 8500 • Chennai 044-2243 2990 • Delhi 011-4167 8726
- Ernakulam 0484-239 1706 • Gurgaon (Haryana) 0124-410 0421 • Guwahati 0361-254 2833 • Howrah 033-2343 0118
- Hyderabad 040-6457 7215 • Indore 0731-421 7950 • Jaipur 0141-233 2258 • Kanpur 0512-253 1330
- Kolkata 033-2247 6490 • Ludhiana 0161-501 7562 • Mumbai 022-2685 5607 • Noida 0120-242 2891
- Patna 0612-325 6292 • Pune 020-4015 2202 • Tirupur 0421-220 3501